

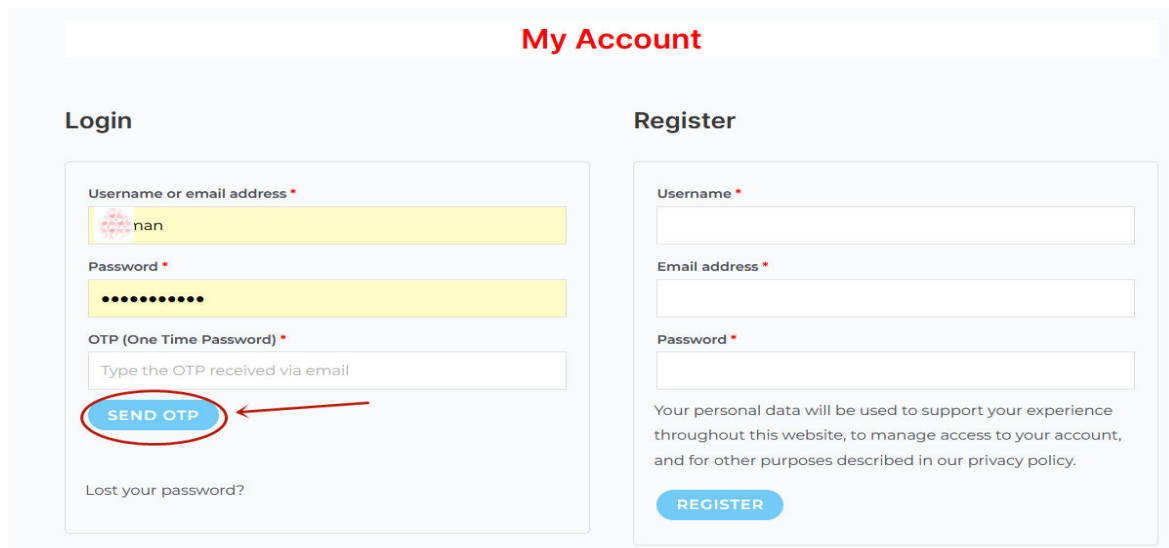
## How to use the system - 如何使用系统

**Step 1:** Once you've accessed the Examking.ca website, simply click on the "My Account" button.

**步骤一:** 登录 Examking.ca 网站后, 点击“我的账户”按钮。

When you log into the system, please check the email address you used for registration to retrieve the 2FA authentication code.

登录您注册用的邮箱获取双重验证码。



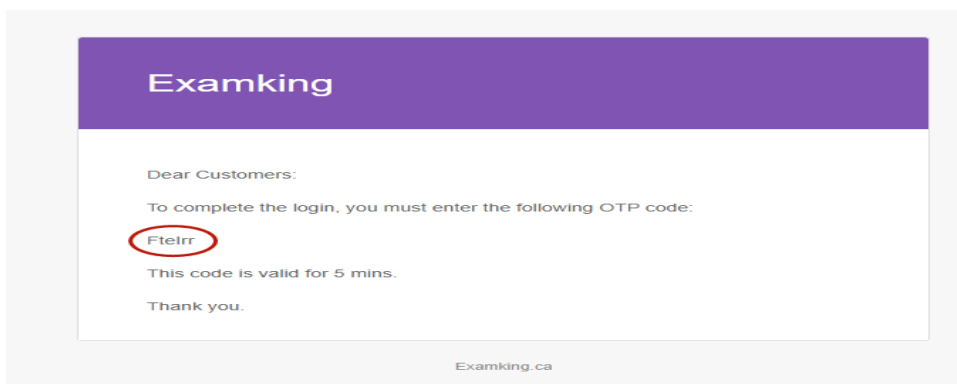
The screenshot shows the 'My Account' page with two main sections: 'Login' and 'Register'.

**Login Section:**

- Username or email address \***: Input field containing 'han'.
- Password \***: Input field with masked characters (dots).
- OTP (One Time Password) \***: Input field with the placeholder text 'Type the OTP received via email'.
- SEND OTP**: A blue button with a red circle and an arrow pointing to it.
- Lost your password?**: A link below the OTP field.

**Register Section:**

- Username \***: Input field.
- Email address \***: Input field.
- Password \***: Input field.
- REGISTER**: A blue button.
- Text:** 'Your personal data will be used to support your experience throughout this website, to manage access to your account, and for other purposes described in our privacy policy.'



The screenshot shows an email from Examking with the following content:

**Examking**

Dear Customers:

To complete the login, you must enter the following OTP code:

**FteIrr** (The code is circled in red)

This code is valid for 5 mins.

Thank you.

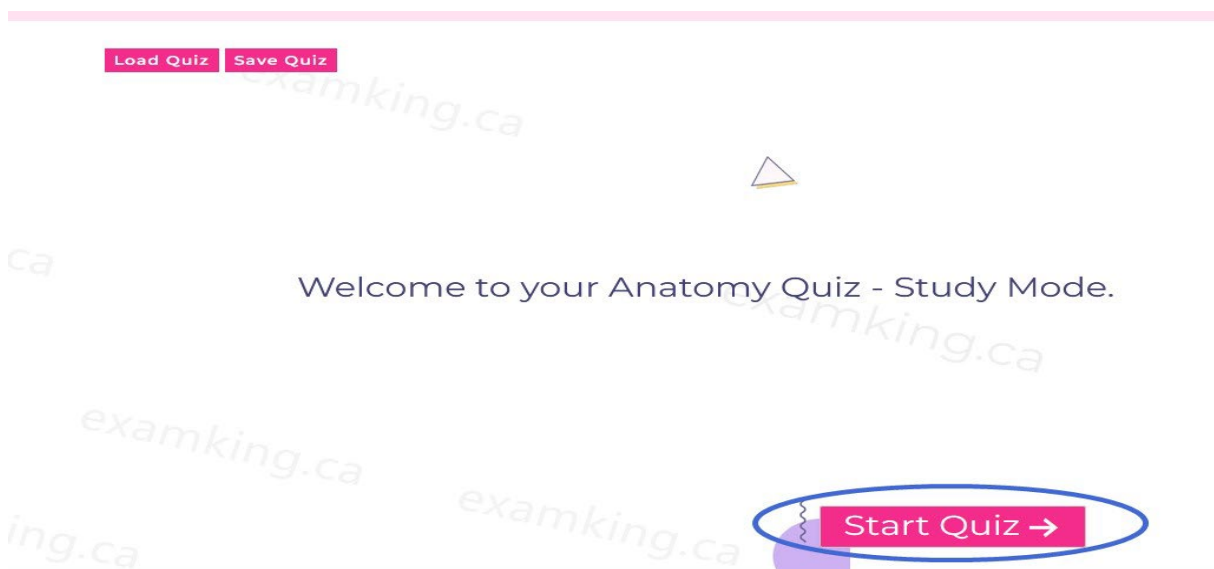
Examking.ca

**Step 2:** After successfully logging in, the website will automatically redirect you to the appropriate membership page. From there, select the quiz you wish to take.

**步骤二:** 顺利登录后，系统会自动跳转到对应的会员页面。点击想要做的测试。



Begin taking the quiz – 开始做题



### Quiz Function:

**Previous Button:** Go back to the previous question

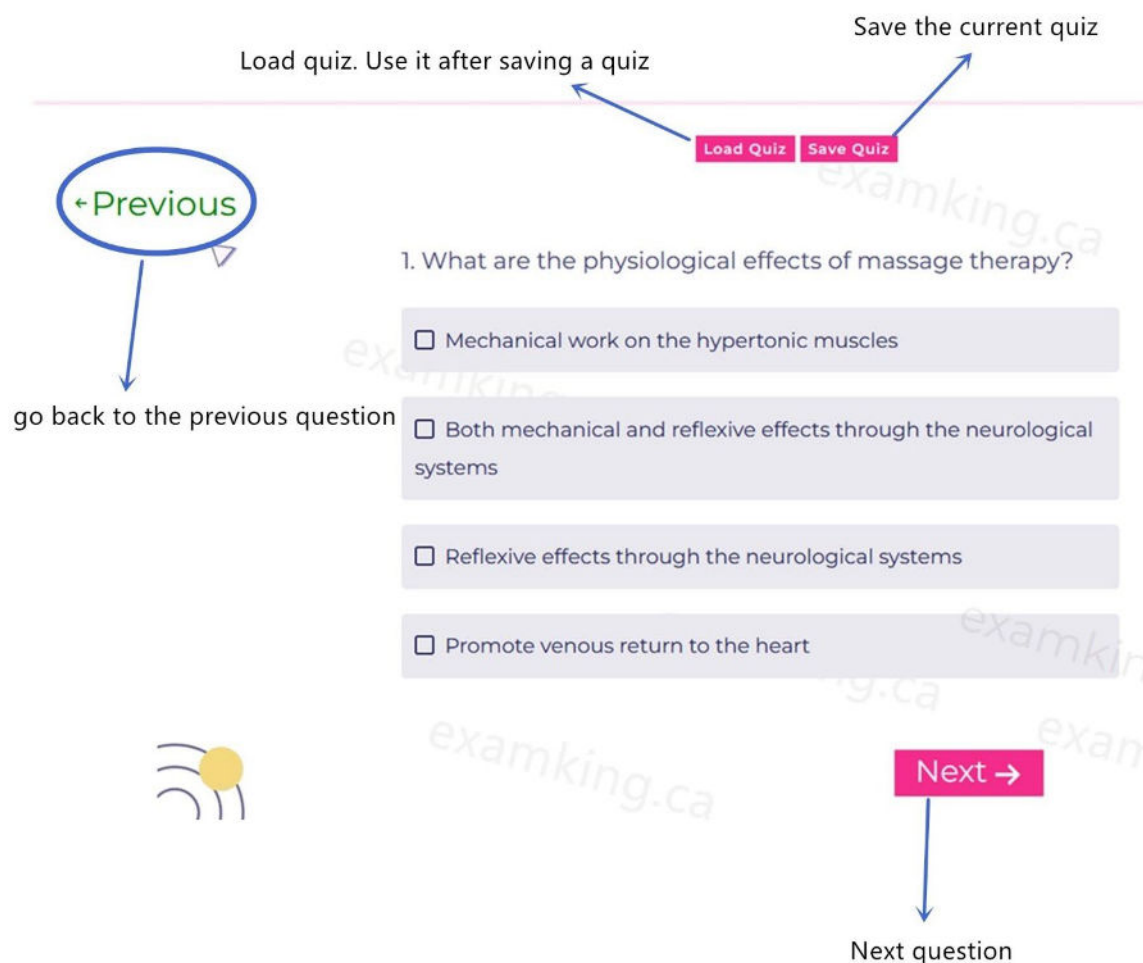
**Load Quiz Button:** Load the quiz which was saved before

**Save Quiz Button:** Save the current quiz

**Next Question Button:** Next question

Note: Each user only can save 5 saved sessions. If any user tries to resume the quiz more than 5 times then the older sessions will be replaced by the new ones.

备注：每个用户只能保存 5 个测试会话。如果用户保存的会话超过 5 个，那么最旧的那个会话将会被最新的所替代。



**Review Function:** Simple scroll down and click the "Review" button on the Membership Plan page.

复习功能：在会员计划页面往下拉，点击复习按钮。

**Golden Membership Plan**

**SUBJECTIVE QUESTIONS**  
Giving Answers after each question

- ★ Anatomy (156 Questions)
- ★ Physiology (244 Questions)
- ★ Pathology (175 Questions)
- ★ Assessment (165 Questions)
- ★ Neurology (160 Questions)
- ★ Ethics and Professionalism (260 Questions)
- ★ Treatment (637 Questions)
- ★ Nutrition (50 Questions)
- ★ Research (35 Questions)
- ★ Remedial Exercise (156 Questions)

**EXAMS**  
Mock Exam Tests ( 3 Hours Per Exam)

- ★ Mock Exam - 1
- ★ Mock Exam - 2
- ★ Mock Exam - 3
- ★ Mock Exam - 4
- ★ Mock Exam - 5

**Review your completed quizzes**

**REVIEW**

It provides records of the quiz name, score, time taken, and time to complete. Users can utilize it to access all relevant information.

这个功能提供了测试名字，分数，开始时间，完成时间的信息。用户可以通过它获得所有相对应的信息。

**Your Quiz Insights**

Below is a table that shows the score made, the time the quiz was taken, the quiz name, and the results of the quiz.

**NEXT 10 RESULTS**

	Quiz Name	Score	Time Taken	Time to Complete
View	Research	35 out of 35 or 100%	05-02-2024 05:05:23 PM	0 Hour 13 Minutes 36 Seconds
View	Nutrition	14 out of 50 or 28%	05-02-2024 04:19:42 PM	0 Hour 07 Minutes 15 Seconds
View	Remedial Exercise Study	47 out of 156 or 30%	05-02-2024 12:18:03 PM	01 Hour 56 Minutes 58 Seconds
View	Remedial Exercise Study	156 out of 156 or 100%	05-01-2024 10:01:54 AM	06 Hours 17 Minutes 41 Seconds
View	Research	35 out of 35 or 100%	04-29-2024 11:34:38 AM	0 Hour 58 Minutes 27 Seconds

**Step 3:** After studying, click the "My Account" button, then scroll down to find the "Logout" button to exit the website.

**步骤 3:** 学习后，单击“我的账号”按钮，然后往下拉找到“登出”按钮退出网站。

